



FLORALLY FABRIC REQUIREMENTS


3 - Color Version				
Fabric	Baby (46" x 46")	Lap (59" x 59")	Throw (77" x 77")	Bed* (93" x 93")
A	1/3 yd or 1 FQ**	1/2 yd	1/2 yd	1/2 yd
B	2/3 yd	1 yd	2 yds	2 1/4 yds
Background	2 1/2 yds	4 yds	6 1/8 yds	8 1/4 yds
Backing	3 1/4 yds	4 yds	5 yds***	8 1/2 yds
Binding	1/2 yd	1/2 yd	2/3 yd	3/4 yd
5 - Color Version				
Fabric	Baby (46" x 46")	Lap (59" x 59")	Throw (77" x 77")	Bed* (93" x 93")
A	1/3 yd or 1 FQ**	1/2 yd	1/2 yd	1/2 yd
B	1/4 yd or 1 FQ	1/2 yd	3/4 yd	1 yd
C	1/4 yd or 1 FQ	1/2 yd	2/3 yd	3/4 yd
D	1/4 yd or 1 FQ	1/2 yd	2/3 yd	1 yd
Background	2 1/2 yds	4 yds	6 1/8 yds	8 1/4 yds
Backing	3 1/4 yds	4 yds	5 yds***	8 1/2 yds
Binding	1/2 yd	1/2 yd	2/3 yd	3/4 yd
8 - Color Version				
Fabric	Lap (59" x 59")	Throw (77" x 77")	Bed* (93" x 93")	
A	1/2 yd	1/2 yd	1/2 yd	
B	1/4 yd or 1 FQ	3/8 yd	2/3 yd	
C	1/4 yd or 1 FQ	1/3 yd	3/8 yd	
D	1/4 yd or 1 FQ	3/8 yd	1/2 yd	
E	1/4 yd or 1 FQ	3/8 yd	2/3 yd	
F	1/4 yd or 1 FQ	1/3 yd	3/8 yd	
G	1/4 yd or 1 FQ	3/8 yd	1/2 yd	
Background	4 yds	6 1/8 yds	8 1/4 yds	
Backing	4 yds	5 yds***	8 1/2 yds	
Binding	1/2 yd	2/3 yd	3/4 yd	




3 - Color Baby




3 - Color Lap / Throw / Bed



5 - Color Baby



5 - Color Lap / Throw / Bed




8 - Color Lap / Throw / Bed

* The flower design extends to the edge of the quilt. If you are making the Bed size and wish for the flower design to be located on the bed and not extend over the sides, then you may consider making a lap or throw size and adding borders to create your desired drop.

** There will be very little extra fabric if using a fat quarter for Fabric A for the Baby size.

*** If you plan to longarm your Throw size quilt (assuming 4" overage needed on each side), you will be short 2" on one side. To overcome this you could trim your quilt to 75" x 75", add 2" of scrap fabric to one side to make up the difference (this will only be needed for the longarmer and will be trimmed off before binding), or you could get additional fabric.



Cover Quilt Fabrics			
Fabric	Paintbrush Studio Painter's Palette Solids	Robert Kaufman Kona Solids	Art Gallery Fabrics PURE Solids
A	Golden Rod	Butterscotch	Honey
B	Mulberry	Plum	Bewitched
C	Clay	Rose	Cinnamon
D	Apricot	Ice Peach	Georgia Peach
E	Sage	O.D. Green	Spruce
F	Eucalyptus	Celadon	Warm Wave
G	Green Tea	Eucalyptus	Tender Green
Background	Oyster	Snow	Snow

The cover quilt was a lap size and was made with Paintbrush Studio Painter's Palette Solids.

Similar fabrics from other select brands are also listed.